

PART 1 - REVENUE AND SUPPORT

	2019 data	2020 data
1. Federal government agencies	\$0	\$23,400
2. Corporation for Public Broadcasting (CPB)	\$74,573	\$179,464
3. All other public broadcasting entities	\$0	\$0
4. State and local boards and departments of education or other state and local government or agency sources	\$0	\$0
	<u>2019 data</u>	<u>2020 data</u>
4.1 Amount on Line 4 that represents appropriations and other direct support from the licensee	\$0	\$0
5. Colleges and universities	\$0	\$0
6. Foundations and nonprofit associations	\$0	\$0
7. Business and Industry	\$94,700	\$106,089
8. Memberships and subscriptions (net of write-offs)	\$108,600	\$93,598
9. Net revenue from auctions and other special fund raising activities	\$65,764	\$13,511
10. Passive income (interest, dividends, royalties, etc.)	\$190	\$315
11. Other (specify)	\$-681	\$59,277
	Description	Amount
	General Donations	\$59,162
	Other Income	\$115
12 Total Direct Revenue (sum of lines 1 through 11)	\$343,146	\$475,654
Less revenue that does not qualify as NFFS:		
13. Federal, CPB and public broadcasting revenues (sum of lines 1, 2 and 3)	\$74,573	\$202,864
14. Other revenue on line 12 not meeting NFFS criteria (from FSR Worksheet line W19. below)	\$0	\$430
15. Total Direct Nonfederal Financial Support (line 12 less lines 13 and 14)	\$268,573	\$272,360
16a. In-kind contributions allowable as NFFS (see instructions)	\$24,209	\$26,275
16b. In-kind contributions unallowable as NFFS (see instructions)	\$5,913	\$1,760
16c. Indirect administrative support (see instructions)	\$0	\$0
16. Total in-kind revenue and indirect administrative support (lines 16a, 16b and 16c)	\$30,122	\$28,035
17. Total Revenue (sum of lines 12 and 16)	\$373,268	\$503,689

PART 2 - EXPENSES

	2019 data	2020 data
+ 18. Programming and Production	\$8,915	\$37,531
A. Restricted Radio CSG	\$4,771	\$4,020
B. Unrestricted Radio CSG	\$1,644	\$43
C. Other CPB Funds	\$0	\$0
D. All non-CPB Funds	\$2,500	\$33,468

+ 19. Broadcasting and engineering	\$31,098	\$11,066	
A. Restricted Radio CSG	\$0	\$1,145	
B. Unrestricted Radio CSG	\$0	\$1,416	
C. Other CPB Funds	\$0	\$0	
D. All non-CPB Funds	\$31,098	\$8,505	
+ 20. Program Information and Promotion	\$44,588	\$23,148	
A. Restricted Radio CSG	\$20,065	\$17,632	
B. Unrestricted Radio CSG	\$7,580	\$0	
C. Other CPB Funds	\$0	\$0	
D. All non-CPB Funds	\$16,943	\$5,516	
+ 21. Management and General	\$151,493	\$243,995	
A. Restricted Radio CSG	\$0	\$0	
B. Unrestricted Radio CSG	\$25,754	\$586	
C. Other CPB Funds	\$0	\$0	
D. All non-CPB Funds	\$125,739	\$243,409	
+ 22. Fund Raising and Membership Development	\$11,103	\$12,265	
A. Restricted Radio CSG	\$0	\$0	
B. Unrestricted Radio CSG	\$1,875	\$100	
C. Other CPB Funds	\$0	\$0	
D. All non-CPB Funds	\$9,228	\$12,165	
+ 23. Underwriting and Grant Solicitation	\$63,031	\$4,565	
A. Restricted Radio CSG	\$0	\$0	
B. Unrestricted Radio CSG	\$29,364	\$4,565	
C. Other CPB Funds	\$0	\$0	
D. All non-CPB Funds	\$33,667	\$0	
+ 24. Depreciation and Amortization (if not allocated above - see instructions)	\$5,768	\$3,473	
A. Restricted Radio CSG	\$0	\$0	
B. Unrestricted Radio CSG	\$981	\$0	
C. Other CPB Funds	\$0	\$0	
D. All non-CPB Funds	\$4,787	\$3,473	
+ 25. Total Operating Expenses (sum of lines 18 through 24)	\$315,996	\$336,043	
A. Total Restricted Radio CSG (sum of Lines 18.A, 19.A, 20.A, 21.A, 22.A, 23.A, 24.A)	\$24,836	\$22,797	
B. Total Unrestricted Radio CSG (sum of Lines 18.B, 19.B, 20.B, 21.B, 22.B, 23.B, 24.B)	\$67,198	\$6,710	
C. Total Other CPB Funds (sum of Lines 18.C, 19.C, 20.C, 21.C, 22.C, 23.C, 24.C)	\$0	\$0	
D. Total All non-CPB Funds (sum of Lines 18.D, 19.D, 20.D, 21.D, 22.D, 23.D, 24.D)	\$223,962	\$306,536	

Additional Information

26a. Land and Buildings	\$0	\$0	
26b. Equipment	\$0	\$0	
26c. All Other	\$0	\$0	
26. Cost of Capital Assets Purchased or Donated	\$0	\$0	

PART 3 - NFFS EXCLUSION WORKSHEET

2019 data

2020 data

Use the following worksheet to report revenue not meeting the criteria for inclusion as NFFS. Unless revenue meets the specific criteria defined in the Communications Act of 1934, as amended, it must be excluded from NFFS. This Worksheet is used to report revenue that must be excluded from the total amount shown on line 12 above.

List revenue from for-profit corporations or individuals included in Part I - Total Direct Revenue (line 12), above, that is for the sale of goods and services as specified below:

W1. Production, taping, or other broadcast related activities	\$0	\$0	
W2. Telecasting production / teleconferencing	\$0	\$0	
W3. Foreign rights	\$0	\$0	
W4. Rentals of membership lists	\$0	\$0	
W5. Rentals of studio space, equipment, tower, parking space	\$0	\$0	
W6. Leasing of SCA, VBI, ITFS channels	\$0	\$0	
W7. Sale of programs or program rights for public performance	\$0	\$0	
W8. Sale or rental of program transcripts or recording for other than public performance, including private use	\$0	\$0	
W9. Gains or losses on sale of assets and securities transactions (reliazed or unreliazed)	\$0	\$315	
W10. Sale of premiums	\$0	\$115	
W11. Royalty income from licensing fees	\$0	\$0	
W12. Other revenue not listed above and not includable by definition	\$0	\$0	

List below any revenue claimed in Part I - Revenue and Support (lines 4 through 11), above, that is represented by the following activities regardless of source:

W13. A wholly owned or partially owned for-profit subsidiary regardless of the nature of the business	\$0	\$0	
W14. A wholly owned or partially owned nonprofit subsidiary	\$0	\$0	
W15. Sale of program guides	\$0	\$0	
W16. Program guide advertising attributable to that percent of total copies distributed that have been sold through normal retail outlets and/or by magazine subscription	\$0	\$0	
W17. Refunds, rebates, reimbursements, and insurance proceeds	\$0	\$0	
W18. Other	\$0	\$0	
W19. Total revenue not meeting criteria for inclusion as NFFS (sum of lines W1-W18)	\$0	\$430	

Choose Reporting Model







You **must** choose a reporting model in order to complete Schedule FSR.

- FASB GASB REPORTING MODEL A proprietary enterprise-fund financial statements with business-type activities only GASB REPORTING MODEL B public broadcasting entity-wide statements with mixed governmental and business-type activities



Choose

Reconciliation of FSR with

Audited Financial Statements Description

	2019 data	2020 data
R1. Total support and revenue - without donor restrictions	\$373,268	\$503,689 
R2. Total support and revenue - with donor restrictions	\$0	\$0 
R3. Total support and revenue - other	\$0	\$0 
R4. Total of R1-R3	\$373,268	\$503,689 
Difference between AFS and FSR (Part 1, line 17 less line R4)	\$0	\$0 
Is Difference equal to 0? If not, please list reconciling items (using Add below)	\$0	\$0 

NFFS SUMMARY

	2019 data	2020 data
1. Direct Revenue - Part I, line 15	\$268,573	\$272,360 
2. In-kind Contributions - Part I, line 16a	\$24,209	\$26,275 
3. Indirect administrative support - Part I, line 16c	\$0	\$0 
4. Total NFFS (sum of Part 1, lines 15, 16a, and 16c)	\$292,782	\$298,635 

Comments

Comment	Name	Date	Status
---------	------	------	--------